

Winlet



ReachMaster

1730 WINLET



Pat. Pending

Don't break your back - or the glass!

- Lifts 1730 lbs
- Safer than manual handling
- Self propelled
- Improve job efficiency and work environment
- Access narrow doorways, elevators and balconies
- Twin wheels for rough terrain operations
- Lifts all airtight materials (glass, granite, concrete, steel, tile, fire doors, etc.)

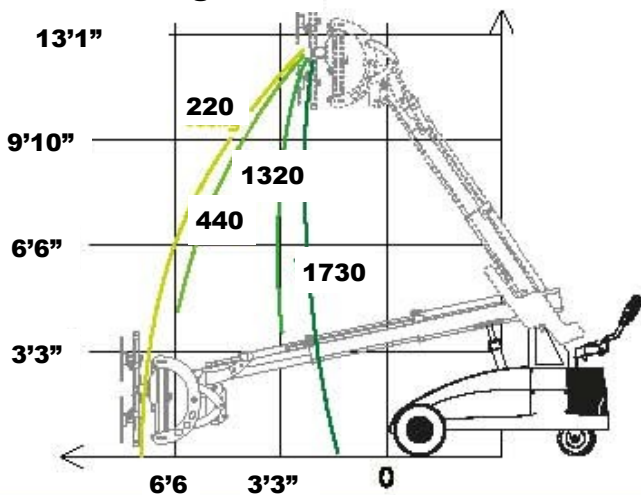


ReachMaster, Inc.

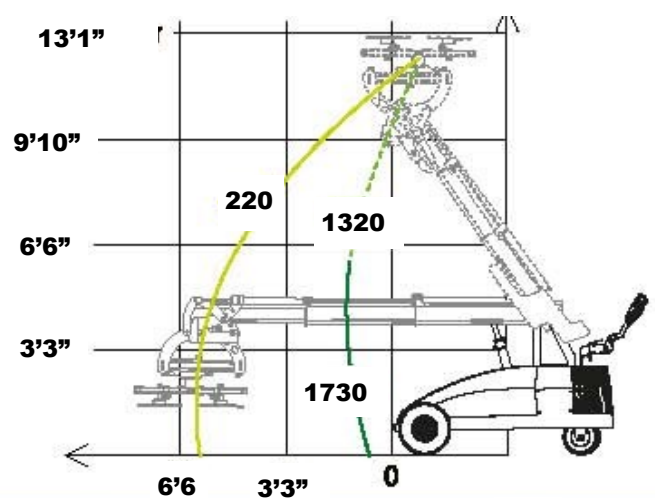
www.reachmaster.com

1.866.358.7088

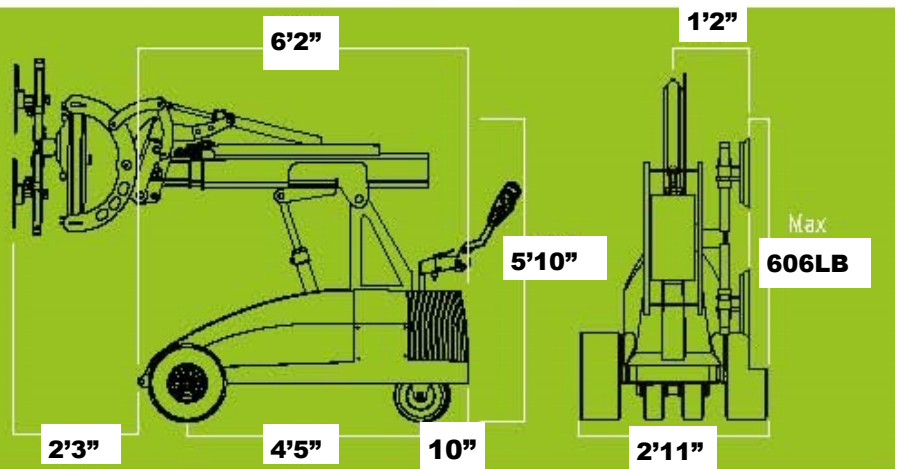
Reach Diagram



Pickup and Place Diagram



- **User friendly**
- **Easy to transport**
- **Increase efficiency**
- **Double action safety keys**
- **Improve safety on jobsites**
- **Increase your bottom line**
- **Multi functional control box**



Specifications

External Length	6'2"
External Width	2'11"
Max. Lifting Capacity	1,730 lbs
Max Load @Max Extension	220 lbs
Maximum capacity on Side	606 lbs
Total weight (excluding counterweight)	2,369 lbs
Total Weight (including counterweight)	2,916 lbs
Min. Extension (front bumper to suction cup)	2'3"
Max Extension (front bumper to suction cup)	8'2"
Max Lifting Height (to center of lifting yoke)	12'9"
Hydraulic Side Offset	2'9"
Fine Lift on Arm	7"
Tilt Function	180°
Hydraulic Rotation	180°
Suction cups	4 X 16"
Batteries	2 X150 AH



Accessories

- **Twin wheels for rough terrain**
- **Lifting fork for pallets**
- **Lifting hook for straps**
- **Forklift Adapter**
- **Radio Remote**



TF: 866-358-7088
 Tel: 281-358-7088
 Fax: 281-359-3500
www.reachmaster.com